

LWR4 LED WRAPAROUND

Our LWR4 is a low profile, surface-mounted fixture with reduced glare. Our wrap luminaire is styled to reproduce the look of a traditional fixture and is the perfect LED equivalent to fluorescent wraps. The fixture is ideally suited for a variety of commercial and residential applications.

FEATURES AND SPECIFICATIONS

• Construction

Housing & finishing
White Steel

Mounting options
Surface

Lens
Frosted PMMA

• Electrical

Driver
– Available in 120-277V
– 0-10 V dimming standard
– 2.5kV surge protection

Ambient temperature
– -20°C to +50°C

• Compliances

– cULus
– Meets requirements of ICES-005
– Damp location



OVERVIEW

Light source	LED
Watts (W)	38
Lumen output (lm)	5 092
Efficacy (lm/W)	134
Color temperature (K)	4 000
CRI	80



quick
ship



dimmable
fixture



damp
location



ICES
005



Not all products are qualified on the DLC QPL. To view our DLC qualified products, please consult the DLC Qualified Products List at www.designlights.org/search.

QUICK SHIP AND TECHNICAL SPECIFICATION TABLE  ¹

Order code	Description	Watts	Volts	Color temp.	Lumen output	Efficacy	CRI	Life L70	Tested hours	Dimming	Power factor	THD	Case qty
		(W)	(V AC)	(K) ²	(lm) ³	(lm/W)		(hrs) ⁴	(hrs) ⁴	(Yes/No)		(%)	(master)
68496	LWR4-48-1-G2	38	120-277	4000	5092	134	80	54 000	9000	Yes	0.90	20	4

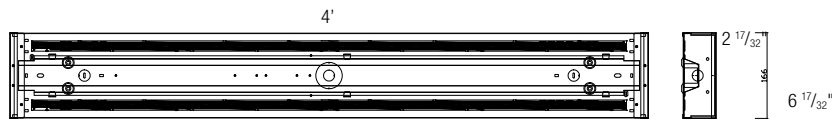
¹ **QUICK SHIP:** Product availability is subject to change without notice. Please contact your Stanpro customer service representative to confirm inventory levels at time of order.
² Typical color temperature range: +/- 5 %.
³ Lumen values are derived from photometric testing. Initial lumens range: +/- 10 %.
⁴ Life hours are derived from IESNA LM-80-08 testing report and projected per IESNA TM-21-11 extrapolations.

DLC UNIQUE ID TABLE

Order code	Model Number	DLC Standard Unique ID ¹	DLC Premium Unique ID ²
68496	LWR4-48-1-G2	PL3CST22N8ST	S-1RICFE

¹ **Primary Use Designation:** Direct Linear Ambient Luminaires
² **Primary Use Designation:** Low-Bay Luminaires for Commercial and Industrial Buildings

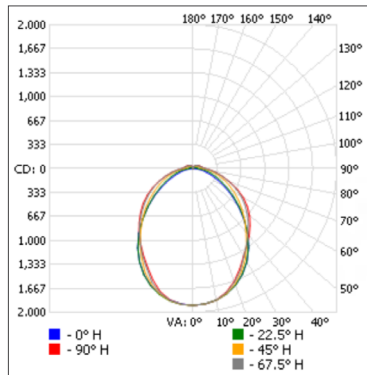
DIMENSIONS



PHOTOMETRIC DATA¹

68496 • LWR4-48-1-G2-40K • 5 144.4 lm

Polar candela distribution




Zonal lumen summary

Zone	Lumens	% Fixture
0-30	1 411.4	27.4%
0-40	2 230.5	43.4%
0-60	3 714.0	72.3%
60-90	1 070.7	20.8%
70-100	647.7	12.6%
90-120	238.8	4.6%
0-90	4 784.7	93.1%
90-180	353.2	6.9%
0-180	5 137.9	100%

Illuminance at a distance

Center beam fc	Beam width
2.0'	475.5 fc
4.0'	118.9 fc
6.0'	52.9 fc
8.0'	29.7 fc
10.0'	19.0 fc

Beam width	Beam width
4.2'	5.1'
8.4'	10.2'
12.6'	15.3'
16.8'	20.4'
21.0'	25.5'



■ Vert. spread: 92.9°
■ Horiz. spread: 103.9°

¹ Complete IES files available on our website.

Data is based upon tests performed in a controlled environment. Actual performance can vary depending on operating conditions. All products are subject to change or may be discontinued any time without notice.